


Year 1 Phonic Screening Check

Information Meeting for Parents and Carers



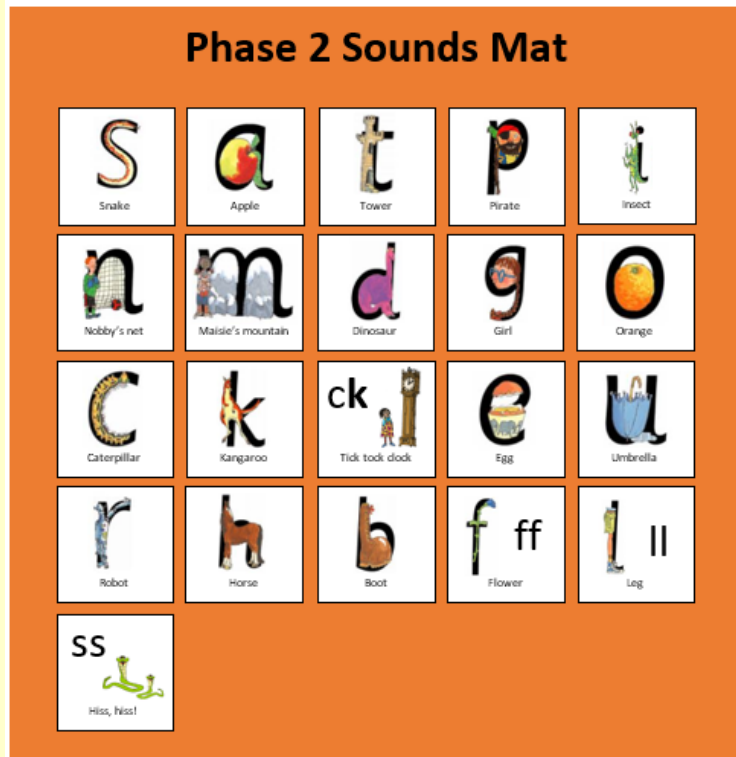
Complex Speed Sounds

Consonant sounds												
f	l	m	n	r	s	v	z	sh	th	ng		
ff	ll	mm	nn	rr	ss	ve	zz	ti	ci			
ph	le	mb	kn	wr	se	ce	se	s	ci			
Vowel sounds												
a	e	i	o	u	ay	ee	igh	ow				
ea					ai	ea	ie	oa				
						e	i	o				
oo	oo	ar	air	ir	ou	oy	ire	ear	ure			
u-e		oor	are	ur	ow	oi						
ue		ore		er								
ew		aw	au									

The Teaching of Phonics

We follow our own bespoke Phonics scheme, based upon the Governments Letters and Sounds and use the rhymes from Read, Write Inc combined with our own rhymes.

In Reception children learn **Phase 2** sounds.



Children learn all the single sounds so they can read simple 3 letter words using the sounds they know.



Pure Sounds – mat –muhatuh

Young Minds, Free Spirit, Great Future



The Teaching of Phonics

In Reception children learn **Phase 3** sounds.

- Teach another 25 graphemes
- Introduce **digraphs**(2 letters, 1 sound) and **trigraphs** (3 letters, 1 sound) – **special friends**
- Continue to practise blending and segmenting using new phonemes and two syllable words

Phase 3 Sounds Mat


 Jack-in-a-box	 Vulture	 Worm	 Exercise	 Yak
 Zip	 Queen	 Ch, ch, choo!	 Shhh! Says the horse	 Thhankyou! Says the horse
 Thing on a string	 I think I stink	 Snail in the rain	 What can you see?	 Fly high
 Goat in a boat	 Poo at the zoo	 Look at a book	 Start the car	 Shut the door
 Nurse with a purse	 Brown cow	 Spoil the boy	 Hear with your ear	 That's not fair
 Sure it's pure	 Better letter			

The Teaching of Phonics

Phase 4 taught at the end of Reception or the beginning of Year 1.

- No new graphemes
- Practise and consolidate phase 3 learning
- Learning to read and spell longer words – those with adjacent consonants., for example:

Trap, hand, milk, **sp**ort, **ble**ed, crust, **sh**rink, **str**ing, **str**ee**t**



The Teaching of Phonics

Phase 5 taught in Year 1 and needed to be able to pass the Phonics

Complex Speed Sounds												
Consonant sounds												
f	l	m	n	r	s	v	z	sh	th	ng		
ff	ll	mm	nn	rr	ss	ve	zz	ti		nk		
ph	le	mb	kn	wr	se		s	ci				
					c		se					
					ce							
b	c	d	g	h	j	p	qu	t	w	x	y	ch
bb	k	dd	gg		g	pp		tt	wh			tch
	ck				ge							
	ch				dge							
Vowel sounds												
a	e	i	o	u	ay	ee	igh	ow				
	ea				a-e	y	i-e	o-e				
					ai	ea	ie	oa				
						e	i	o				
							y					
oo	oo	ar	or	air	ir	ou	oy	ire	ear	ure		
u-e			oor	are	ur	ow	oi					
ue			ore		er							
ew			aw									
			au									





























- Learn new graphemes and alternative pronunciations
- Learn to choose the appropriate graphemes when spelling and begin to build up word specific knowledge

ai	pain, day, gate
ee	sweet, heat, happy, me
igh	tried, light, my, shine, mind
oa	road, blow, toe, bone, go














The Teaching of Phonics


Phase 5 taught in Year 1 and needed to be able to pass the Phonics Screening check

Phase 5 Sounds Mat

ay May (play) 	ou Shoot it out 	ie Pierce a tie 	ea Cup of tea 	oy Toy for a boy 
ir Whirl and twirl 	ue Blue sea 	aw Yawn at dawn 	wh Whisk, whisk 	ph Phonics alphabet 
ew Claw the dew 	oe Toes to 	au Paul is the author 	a-e Make a cake 	e-e See shoes 
i-e Noodle 	o-e Ploose nose 	u-e Huge nose 	e Pie, pie, pie, pie 	ow Blow the snow 
ie Skate in a field 	ea Beat on your head 	y Silly baby 	are Carnival chair 	tch Watch the witch 
ore Successful store 	ear A bear and a pear 	a Amy's apron 	a Wasp, wasp 	i Kind child 
o Go open 	c Lonely 	g Giant giraffe 	u Unicorn music 	y Fly in the sky 

Phase 5 Sounds Mat

ch Stretchy chair 	ev Honey money 	dge Badger bridge 	mb Comb the hair 	gn Naughty gnome 
kn Knight with a lion 	wr Worm with a worm 	al Calm off 	al Walk and talk 	or Working worm 
ire Fire, fire 	tion Pay attention, it's a collection 	tious Silly, silly, silly 		



The Teaching of Phonics

Phase 5 taught in Year 1 and needed to be able to pass the Phonics Screening check

bake

a-e




make a cake

3. make, shake, cake, name, same, game, save, brave, late, date

smile

i-e




nice smile

3. shine, white, fine, hide, smile, nice, wide, like, mine, time

these


u-e



huge brute

3. tune, rude, huge, milk, brute, use, June, dupe, accuse, excuse

e-e



Even Steven

even, theme, hero, athlete, eve

rude

o-e



phone home

3. home, hope, rose, spoke, note, broke, stale, rope, those

phone

2026 Phonics Screening Check


The National Phonics Screening Check was introduced in 2012.

Every Year 1 child in the country will be taking the statutory phonics screening check in June.

This year, schools across England will administer the Year 1 Phonics Screening Check the week beginning Monday 8th June. Schools must administer the check within this one week period.


The focus of the **check** (not a test). It is a quick check of the children's Phonic knowledge to ensure that all children can read by the end of Year 2.

It is NOT designed to create any stress or anxiety for your child.



2026 Phonics Screening Check

- The check will take 5 to 10 minutes to complete, they complete it 1:1 in a quiet area.
- They can 'sound out' a word and blend the sounds together. e.g. c-l-ou-d or read the word in their head.
- The check will consist of 40 words - 20 real words and 20 alien words.
- We are not permitted to indicate to the children, at the time, whether they have correctly sounded out and / or blended the word.
- The check is very similar to tasks the children already complete during phonics lessons and they are used to completing assessment activities with Mrs O'Hara.
- If a child is struggling, we simply stop the check.



2026 Phonics Screening Check





There are 20 Alien words to read.

Alien words are marked with an **alien picture**, these are words that are not real words.

These are designed to check **pure decoding**.

Children are told: 'These are pretend words/not real. Can you sound them out to read them?'


Children can't read these words from memory – they have to use their decoding skills. This is seen as a fair way of assessing their ability to decode.

swept	slimp 
dreams	craint 
scrap	splet 
strike	strave 

2026 Phonics Screening Check

How do we prepare?

- We have daily phonics lessons, with lots of practicing blending words to read them and recapping all the sounds.
- Children have reading books matched to their Phonic ability and they need to keep reading these as often as possible.
- Small group intervention for those who need extra practice.




2026 Phonics Screening Check

The Results



- The children will be scored against a national standard (*determined by the DfE*).
- The pass mark is typically 32 out of 40 (released after the check).
- Each word read correctly – 1 point. You will receive your child's result in the end of year report.
- If your child's score falls below the national standard they will be supported and will complete the screening in Year 2.
- If your child is absent for the test, the school must administer the test with your child the week after.



2026 Phonics Screening Check



Encourage your child to use their knowledge of sounds to work out the words when reading and writing.

Digraph: 2 letters making one sound. Eg: 'cow' the children should say this as **c-ow** and not c-o-w


Trigraphs: 3 letters making one sound. Eg: 'night' the children should say this as **n-igh-t** and not n-i-g-h-t which does not sound like night.

Split digraphs: 2 vowels with a consonant in between.

Used to be known as the magic e!

cake – a_e even – e_e shine – i_e home – o_e cube – u_e

We call these 'special friends'. Always encourage your child to look for 'special friends'.



2026 Phonics Screening Test

Errors children make

Reversing 2 letters to make a special friend:

d-r-i-nk becomes d-ir-nk

t-r-u-nk becomes t-ur-nk

p-r-o-m-p-t becomes p-or-m-p-t

scrap


craint



trun




print




The Teaching of Phonics


slimp




spran



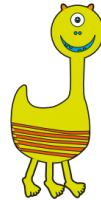
drave




splew



splet



flards



2026 Phonics Screening Test

Errors children make

Polysyllabic / Longer words

The last page of the test always consists of 4 real longer words. Children struggle to retain the sounds in these longer words and often make errors, even if they know all the phonemes.


Train children to read the word in two parts
eg con/crete, fab/ric, van/ish, thank/ful

elbow

taylor

sequins

whirling



2026 Phonics Screening Test

Errors children make

The First Page of the Test

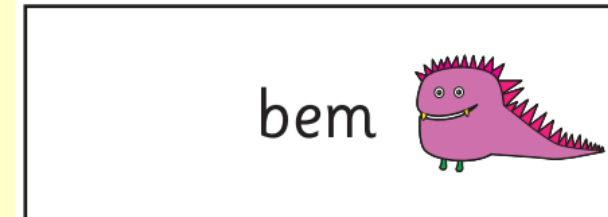
On the very first page, children think the words are easy because they are 3 letter words, but errors can be made:

They look for SF and make one up because they can't see one.

They use alternative pronunciation and they don't need to.

Tell the children to read the CVC words in their simplest form, as if they had only just learnt to read and do not guess because they think they're easy!

Eg uct not youst / bem not beem / kig not king



2026 Phonics Screening Test


Errors children make

Sounding out but not blending

Some children are so eager to read, that they sound out correctly but forget to blend the word to read it.

Ending of words

Children must read the whole word clearly and not fade out towards the end of the word. Over pronounce all phonemes. We had many children reading **smung** as smun, instead of over pronouncing the 'ng' and **flick** became 'fli' because they didn't over pronounce 'ck'.



How you can help at home



Websites

Children can practise their phonics by playing games online. They can choose phase 3, 4, or 5

https://www.teachyourmonster.org/account/users/sign_in - games that's help children learn to read.

<https://letters-and-sounds.com/> – games and activities linked to each phonic phase.

<https://www.phonicsplay.co.uk/resources> - games and activities linked to each phonic phase.

Dear Parent(s)/carers,

Please scan this QR code with any smart device to view your child's homework.

Your sincerely,

